

## Urban Patterns: Key Issue 2

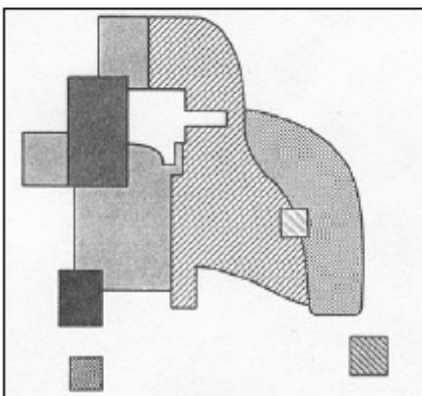
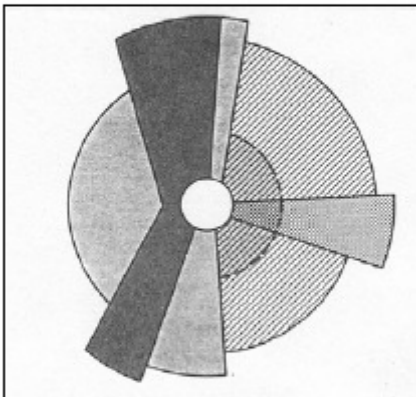
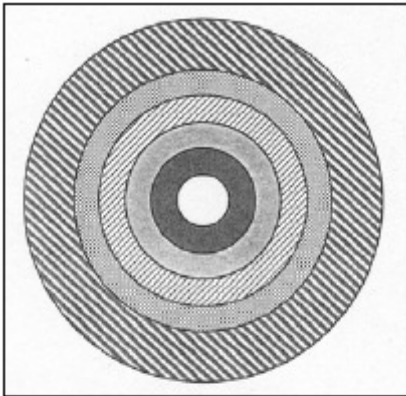
### Where Are People Distributed Within Urban Areas?

PP. 438-447

#### • THREE MODELS OF URBAN STRUCTURE

1. Read the first section of this key issue and for each of the three models, annotate the diagrams below and do the following:

- 1) identify the model by **name**
- 2) name the **geographer(s)** who devised the model by name
- 3) identify and label the **key parts** of the model
- 4) “bullet” in other **important characteristics** and/or **features** of the model



## Urban Patterns: Key Issue 2

### Where Are People Distributed Within Urban Areas?

PP. 438-447

2a. What are *census tracts*?

2b. What types of data are reported by the US Census Bureau regarding the population of each census tract?

3. What is *social area analysis*?

#### ● USE OF THE MODELS OUTSIDE NORTH AMERICA

##### European cities

4. In European cities, the wealthy tend to live in the **inner-ring** of cities and in a **spine** extending out from it.

(a) What are the advantages of the southwestern extending spine of Paris?

(b) What are the advantages of living in the inner-ring, near the city center?

5. List three points about the conditions of European suburbs, where the poor live.

(a)


(b)

(c)

##### Less Developed Countries

6. Cities in Africa, Asia, and Latin America resemble European cities in their structure. This is not a coincidence because . . .

7. Draw and label a sketch of a “pre-colonial city”



## Urban Patterns: Key Issue 2

### Where Are People Distributed Within Urban Areas?

PP. 438-447

8. Colonial cities often contained a new “**European sector**” to the side of the pre-colonial city. Contrast their various elements in the table below.

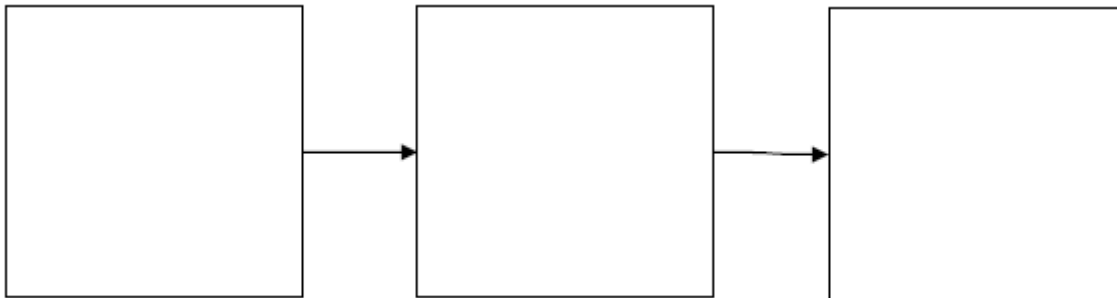
| “Old Quarters” - the pre-colonial city | “European district” - the colonial addition |
|--|---|
|  |   |

9. Describe how the elite **spine** developed in modern Mexico City.

### Squatter Settlements

10. What are the causes of **squatter settlements**?

11. Use the third paragraph in this section to make a simple flowchart which depicts stages in the development of a squatter settlement.



12. Describe **services** and **amenities** in a typical squatter settlement.